

Product Specification

Customer's Name:

Spec.No. : GSL051200A-B-GBP2

Item Coding: GSL-10K-16S

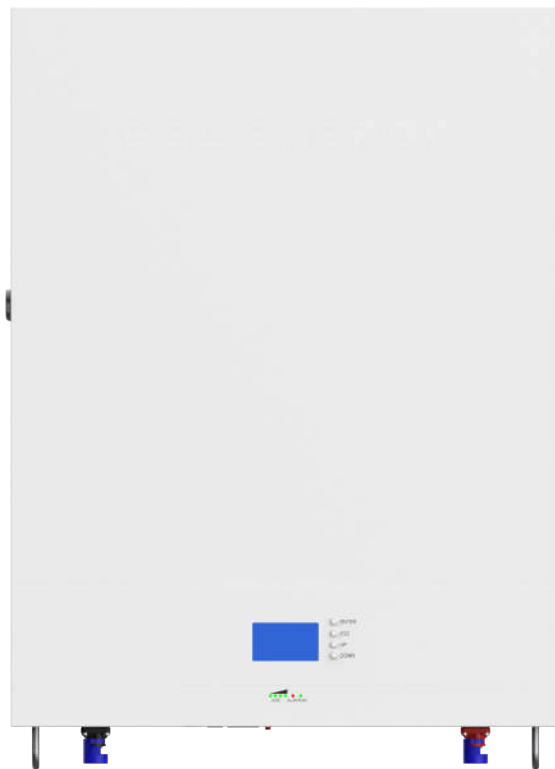
Ver: A1

Date: 2022-5-11

SHENZHEN GSL TECH CO LTD

Specification For Approval

Specifications : 51.2V 200Ah-16S2P(STANDARD)



Approval	Checked	Draft
David. Guo	JOEY ZENG	Mark Mei
Customer Approval		

History of specification

[illegible]

Product Specification

Contents

1. Scope	4
2. Main specifications	4
2.1 Cell Battery specifications	4
2.2 Battery Pack specifications	5
3. Battery Management System Specification	6
3.1 BMS function introduction	6
3.2 BMS Protect parameter	7
4. Appearance and structural dimensions	7
5. Case Structure of Battery Pack.....	9
6. Packaging of Battery Pack.....	9
7. Battery test equipment	10
7.1 Dimension Measuring Instrument	10
7.2 Voltmeter	10
7.3 Ammeter	10
7.4 Impedance Meter	10
8. Standard Test Condition	10
9. Storage and Others	11
9.1 Long Time Storage	11
9.2 Others	11
10. Amendment of this Specification.....	11
11. Appendix	12


Product Specification

1. Scope

The specification shall be applied to LiFePO₄ rechargeable battery pack of 51.2V 200AH 16S2p 3.2V 100AH which is manufactured by SHENZHEN GSL ENERGY CO LTD.

2. Main specifications

2.1 Cell Battery specifications –3.2V 100AH

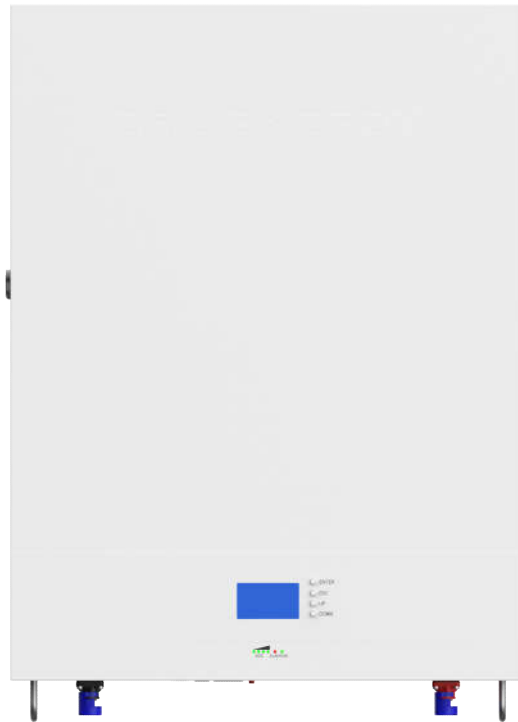


Cell	No.	Item	General Parameter	Remark
	1	Rated Capacity	100Ah	Standard discharge (0.2C ₅ A) after Standard charge
	2	Nominal Voltage	3.2V	Mean Operation Voltage
	3	Internal Impedance	≤0.65 mΩ	Internal resistance measured at AC 1KHz after 50% charge The measure must uses the new batteries that within one week after shipment and cycles less than 5 times
	4	Dimension	Thickness:Max 27.22mm	Initial Dimension
			Width: Max 174.5mm	
			Height: Max 207.5mm	
	5	Weight	2.18kg	APPROX
	6	Standard charge	Constant Current 50A Constant Voltage 3.65V 0.02C ₅ A cut-off	Charge time : Approx2.5h
	7	Rapid Charge	Constant Current 100A Constant Voltage 3.65V 0.01C ₅ A cut-off	Charge time : Approx1.5h@≧10℃

Product Specification

	8	Standard discharge	Constant current 50A end voltage 2.5 V	0.5C
	9	Maximum discharge current	Constant current: 100A end voltage: 2.5 V	100A@ $\geq 0^{\circ}\text{C}$
	10	Cycle life	>6500 times	0.5C charge and discharge@25°C
	11	Cell safety performance	UL9540, UL1642, IEC62619, MSDS, UN38.3	
	12	Storage Temp.	-30 °C to 60 °C	

2.2 Battery Pack specification-10.24kwh



Package	No.	Item	General Parameter	Remark
	1	Combination method	16S2P	
	2	Rated Capacity	200Ah	Standard discharge after Standard charge (package)
	3	Factory Voltage	51.2V	Mean Operation Voltage
	4	Voltage at end of Discharge	46V	Discharge Cut-off Voltage

Product Specification

	5	Charging Voltage	56V	Charge Cut-off Voltage
	6	Internal Impedance	$\leq 60\text{m}\Omega$	Internal resistance measured at AC 1KHz after 50% charge. The measure must use the new batteries that within one week after shipment and cycles less than 5 times
	7	Standard charge	Constant Current 50A Constant Voltage see No.5 0.02CA cut-off	Charge time : Approx 2.5 h
	8	Maximum Continuous Charge Current	100A	
	9	Standard discharge	Constant current: 50A end voltage see NO.4	
	11	Maximum Continuous Discharge Current	150A	100A when $T \geq 10^\circ\text{C}$ 50A when $0^\circ\text{C} > T \geq -20^\circ\text{C}$
	12	Operation Temperature Range	Charge: $0 \sim 45^\circ\text{C}$	60 \pm 25%R.H. Bare Cell
			Discharge: $-20 \sim 55^\circ\text{C}$	
	13	Storage Temperature Range	Less than 12 months : $-10 \sim 35^\circ\text{C}$	60 \pm 25%R.H. at the shipment state
			less than 3 months: $-10 \sim 45^\circ\text{C}$	
			Less than 7 day : $-20 \sim 65^\circ\text{C}$	
	14	Dimensions	720*550*200mm	Include Bracket
	15	Weight	Approx : 103.5 kg (N.W) 109.5kg (G.W)	
	16	BMS Port	CANBUS/RS485	
	17	BMS Support	16PCS Parallel connection	160KWH at max

3. Battery Management System Specification

3.1 BMS function introduction

1) : The BMS is designed for 16 series lithium battery.

2) : The BMS have all functions which are:

Overcharge detection function;

Over discharge detection function

Over current detection function;

Short detection function

Temperature detection function;

Balance function

Communicate function;

Alarm function

Total capacity function;

Storage history function

Product Specification

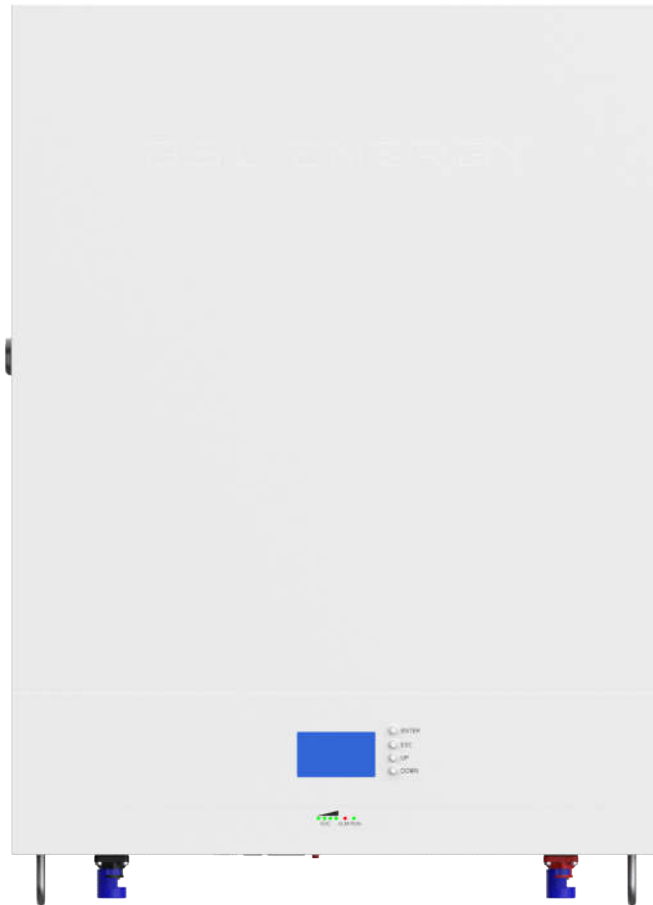
3.2 BMS Protect parameter

Items	Details	Standard
Cell overcharge protection	Overcharge detection voltage	3.65±0.025V
	Overcharge detection delay time	Typical:1.0s
	Overcharge release voltage	3.38±0.02V
Cell over-discharge protection	Over-discharge detection voltage	2.5±0.02V
	Over-discharge detection delay time	Typical:1.0s
	Over-discharge release voltage	2.9±0.02V or charge release
Over-current protection	discharge Over-current protection current1	200±10A
	discharge Over-current detection delay time 1	1S
	discharge Over-current protection current 2	250±10A
	discharge Over-current detection delay time 2	≤100m±50ms
	Charge OC protection current	200±10A
Short protection	Short protection current	250±10A
	Protection condition	Load short
	Detection delay time	≤300us
	Protection release condition	Charging release
Temperature(T) protection	Charge high T protection	55±3℃
	Charge high T recover	50±5℃
	Discharge high T protection	65±5℃
	Discharge high T recover	60±5℃
	Charge low T protection	-5±5℃
	Charge low T recover	0±5℃
	Discharge low T protection	-20±5℃
	Discharge low T recover	-15±5℃
Balance	Balance threshold voltage	3.45V
Communication	It has Canbus/RS485 standard communication interface, it can real-time monitoring the capacity of battery bank, the voltage, current, environment temperature, and charging/discharging current.	
Alarm	It has over-temperature, over charge, under-voltage, over-current, short circuit alarm Function.	

4. Appearance and structural dimensions

There shall be no such defect as scratch, bur and other mechanical scratch, and the connector should be no rust dirt. The structure and dimensions see attached drawing of the battery.

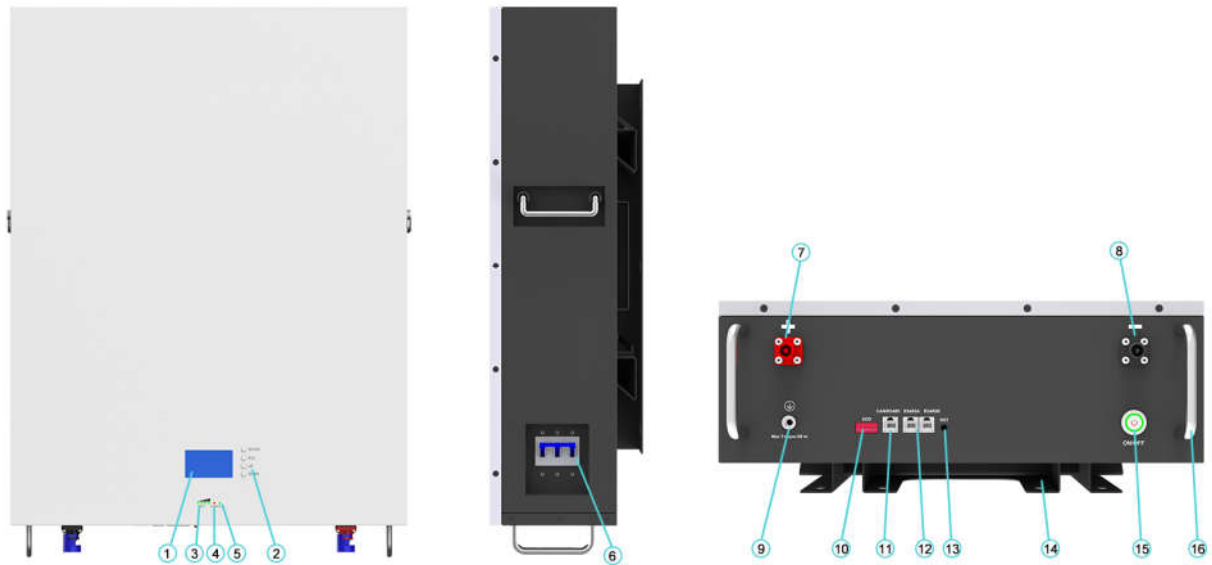
Product Specification



Unit (mm)					
L (Length)	720mm	W(Width)	550mm	H (Height)	200mm
Weight	62.5kgs	Max charge	100A	Max discharge	150A
Cable set	2meter of 35mm2*2 Red & Black				

Product Specification

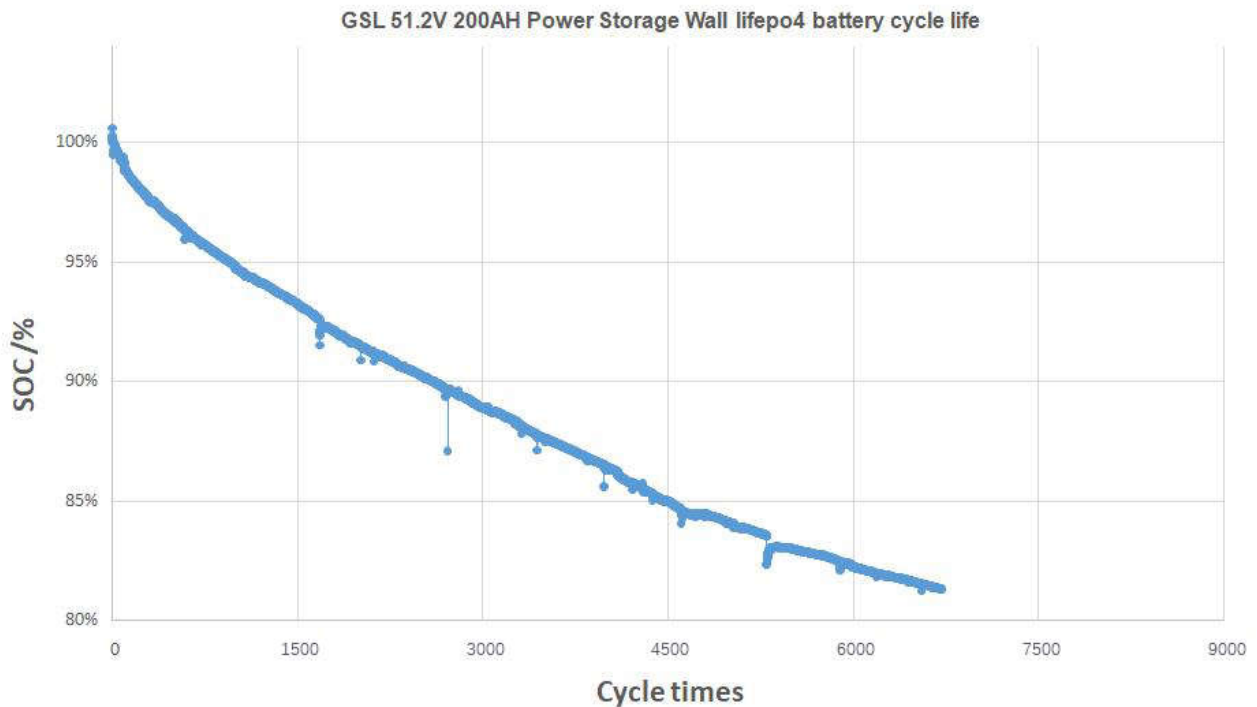
5. Case Structure of Battery Pack



No.	Description	Silk-screen	Remark
1	LCD display	LCD	Battery State checking
2	Push Button		Guide Button
3	LED indicator	SOC	
4	LED indicator	ALAM	
5	LED indicator	RUN	
6	DC Breaker	ON/OFF	200A Breaker
7	Battery Positive	+	
8	Battery Negative	-	
9	Ground Connection		
10	DIP ADDRESS	ADD	8 PINS Number
11	CAN/RS485	CAN/RS485	Connecting battery to Inverter
12	RS485A/485B	RS485A/RS485B	Parallel function or connecting smart BMS software with computer
13	RESET	RST	Restart function
14	Wall mounted Brackets		
15	Power Switch	ON/OFF	
16	Handles		

Product Specification

6. Battery Cycle life Over 6500 times



7. test equipment

7.1 Dimension Measuring Instrument

The dimension measurement shall be implemented by instruments with equal or more precision scale of 0.1mm.

7.2 Voltmeter

Standard class specified in the national standard or more sensitive class having inner impedance not less than 10 K Ω /V.

7.3 Ammeter

Standard class specified in the national standard or more sensitive class. Total external resistance including ammeter and wire is less than 0.01 Ω .

7.4 Impedance Meter

Impedance shall be measured by a sinusoidal alternating current method (AC 1kHz LCR meter).

8. Standard Test Condition

Test should be conducted with new batteries within one month after shipment from our factory and the cells shall not be cycled more than five times before the test. Unless otherwise defined, test and measurement shall be done under temperature of $23\pm 2^{\circ}\text{C}$ and relative humidity of less 75%,air 86Kpa~106Kpa.

Unless otherwise defined, 30min,rest period after charge,30min,rest period after discharge.

Product Specification

9. Storage and Others

9.1 Long Time Storage

If the battery is stored for a long time (don't used, exceed three months), the cell should be stored in drying and cooling place. The cell's storage voltage should be **51V-53V** and the cell is to be stored in a condition that the temperature of $23\pm 2^{\circ}\text{C}$ and the humidity of 45%- 75%. Long-term use of unused batteries to recharge every 3 months. Ensure that the battery voltage is within the above range.

9.2 Others

Any matters that this specification does not cover should be conferred between the customer and GSL ENERGY.

10. Amendment of this Specification

This specification is subject to change with prior notice by GSL ENERGY.

Product Specification

11. Appendix

Handling Precautions and Guideline For Li-ion Rechargeable Batteries

Preface

This document of 'Handling Precautions and Guideline Li-ion Rechargeable Batteries' shall be applied to the battery cells manufactured by GSL ENERGY.

Note (1) :

The customer is requested to contact GSL ENERGY in advance, if and when the customer needs other applications or operating conditions than those described in this document. Additional experimentation may be required to verify performance and safety under such conditions.

Note (2) :

GSL ENERGY will take no responsibility for any accident when the cell is used under other conditions than those described in this Document.

Note (3):

GSL ENERGY will inform, in a written form, the customer of improvement(s) regarding proper use and handling of the cell, if it is deemed necessary.

Danger!

- Do not immerse the battery in water or allow it to get wet.
- Do not use or store the battery near sources of heat such as a fire or heater.
- Do not use any chargers other than those recommended by GSL ENERGY.
- **Do not reverse the positive(+) and negative(-) terminals.**
- Do not connect the battery directly to wall outlets or car cigarette-lighter sockets.
- Do not put the battery into a fire or apply direct heat to it.
- Do not short-circuit the battery by connecting wires or other metal objects to the positive(+) and negative(-) terminals.
- Do not pierce the battery casing with a nail or other sharp object, break it open with a hammer, or step on it.
- Do not strike, throw or subject the battery to sever physical shock.
- Do not directly solder the battery terminals.
- Do not attempt to disassemble or modify the battery in any way.
- Do not place the battery in a microwave oven or pressurized container.
- **Do not use the battery in combination with primary batteries (such as dry-cell batteries) or batteries of different capacity, type or brand.**
- Do not use the battery if it gives off an odor, generates heat, becomes discolored or deformed, or appears abnormal in any way. If the battery is in use or being recharged, remove it from the device or charger immediately and discontinue use.

Caution!

Do not use or store the battery where is exposed to extremely hot, such as under window of a car in direct sunlight in a hot day. Otherwise, the battery may be overheated. This can also reduce battery performance and/or shorten service life.

If the battery leaks and electrolyte gets in your eyes, do not rub them. Instead, rinse them with clean running water and immediately seek medical attention. If left as is, electrolyte can cause eye injury.

Product Specification
